












# DAV PUBLIC SCHOOL, MCL, KALINGA AREA

**!! CONGRATUALTIONS!!**

## CLASS XII HIGH ACHIEVERS (2025-26)

<b>SCIENCE</b>		<b>1ST</b>		<b>2ND</b>		<b>3RD</b>
	<b>Arman Goyal</b> 97.8%		<b>Abinash Adityananda Nayak</b> 97.6%		<b>Raima Singh</b> 94.6%	
<b>COMMERCE</b>		<b>1ST</b>		<b>2ND</b>		<b>3RD</b>
	<b>Rahul Saraf</b> 89.4%		<b>Palak Agrawalla</b> 88.8%		<b>Debangshi Ganguly</b> 88.2%	
<b>HUMANITIES</b>		<b>1ST</b>		<b>2ND</b>		<b>3RD</b>
	<b>Prajwal Kumar Sahoo</b> 87.4%		<b>Suraj Bhadani</b> 82.2%		<b>Shubham Gupta</b> 81.2%	

### OVERALL STREAM PERFORMANCE

PATICULARS	SCIENCE	COMMERCE	HUMANITIES
No of students Appeared	116	42	08
No of students Passed	108	42	08
No of comp/Essential repeat	05	0	0
No of students Failed	03	0	0
Pass %	93.01	100	100
Highest Percentage	97.8	89.4	87.4
School QPI	76.72	72.62	73.2
95% & above	02	0	0
90% & above	08	0	0
80% & above	44	13	03
75% & above	69	19	03
70% & above	90	22	05
65% & above	105	30	08
60% & above	110	36	07

### SUBJECT - WISE ANALYSIS

SUBJECT	SCIENCE STREAM		COMMERCE STREAM		HUMANITIES STREAM	
	QPI	HM	QPI	HM	QPI	HM
ENGLISH CORE	87.62	99	79.36	90	72.13	97
PHYSICS	64.03	96	NA	NA	NA	NA
CHEMISTRY	66.34	100	NA	NA	NA	NA
BIOLOGY	75.91	99	NA	NA	NA	NA
COMPUTER SC	77.03	98	62.64	92	NA	NA
PHYSICAL EDN	81.22	97	76.73	93	72.00	88
PAINTING	96.09	100	91.40	97	89.33	92
MATHEMATICS	60.59	99	73.00	80	NA	NA
ACCOUNTANCY	NA	NA	65.90	98	NA	NA
BUSINESS STUDIES	NA	NA	74.38	96	NA	NA
ECONOMICS	NA	NA	64.52	92	57.13	80
HISTORY	NA	NA	NA	NA	74.50	95
GEOGRAPHY	NA	NA	NA	NA	74.63	88
HINDI	NA	NA	NA	NA	67.88	83